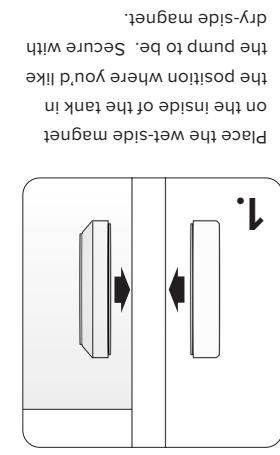
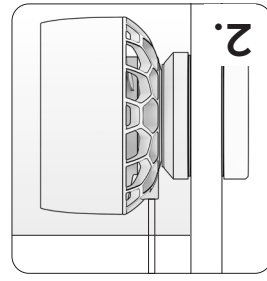


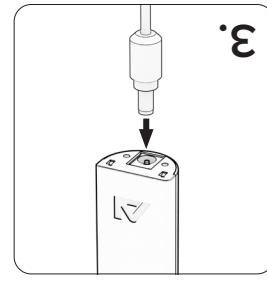
Setup




1. Place the wet-side magnet on the inside of the tank in the position where you'd like the pump to be. Secure with dry-side magnet.



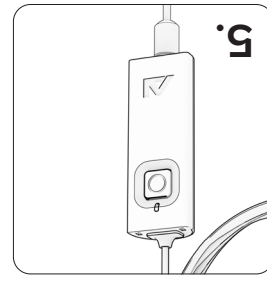
2. Place the Nero® pump inside the tank against the wet-side magnet. Tilt as desired.



3. Plug the AC adapter into the Integrated Controller.



4. Plug the AC adapter into a wall outlet. Attach the correct plug adapter to the AC adapter before attempting to plug in.



5. Press the button on the Driver to cycle through speeds (1%, 20%, 40%, 60%, 80%, 100%).

Button Modes & Resets

Feed Mode

The Nero® will spin very slowly for 10 minutes (default setting) and then resume it's set mode.

1. Hold the button on the Driver for **2-5 seconds** until the LED blinks white. The button LED will blink white while in feed mode.

All Off

All connected Nero® pumps will stop.

1. Hold the button on the Driver for **6+ seconds** until the LED fades out. The button LED will pulse white while pumps are off.

To resume:

1. Press the button once.

Soft Reset

A soft reset restarts the device but retains the schedule and settings. To perform a soft reset:

1. Unplug from power.
2. Reapply power.

Nero® Quick Start Guide



Connected Reset

A connected reset restarts the device and removes your schedule and settings, but keeps the connection settings. To perform a connected reset:

1. Unplug from power.
2. Press and hold button.
3. Reapply power and wait for the LED to blink green.
4. Release button.

Factory Reset

A factory reset restarts the device and removes your settings and schedule data, returning it to factory defaults.

Contact Support or visit support.aquillumination.com for troubleshooting before performing a factory reset.

To perform a factory reset:

1. Unplug from power.
2. Press and hold button.
3. Reapply power and wait for the LED to blink red.
4. Release button.

RF Exposure Statement

The user is cautioned to maintain a 20cm (8 inch) from the product to ensure compliance with RF exposure requirements.

European Union - Disposal Information

According to local laws and regulations, your product should be disposed of separately from household waste. When this product reaches its end of life, take it to a collection point designated by local authorities. Some collection points accept products for free. The separate collection and recycling of your product at the time of disposal will help conserve natural resources and ensure that it is recycled in a manner that protects human health and the environment.

CE Declaration of Conformity

The equipment complies with the Radio Equipment Directive 2014/53/EU. This equipment meets the following conformance standards:

EN 300 328, EN 301 489-1, EN 301 489-17, EN 62479, EN 60950

Original Declaration of Conformity Can Be Obtained From

<http://support.aquillumination.com>

Aquillumination Nero Submersible Pump

Model Number: Nero 5, Nero 3

FCC ID: VK8271832

IC: 7349A-271832



Safety Statements

⚠ DANGER

To avoid possible electrical shock, special care should be taken since water is employed in the use of aquarium equipment.

⚠ WARNING

If the plug or receptacle does get wet, DON'T unplug the cord, Disconnect the fuse or circuit breaker that supplies power to the appliance, then unplug and examine for presence of water in the receptacle.

⚠ WARNING

DO NOT immerse the driver or power supply in water. If the driver or power supply falls into the water, DON'T reach for it! First unplug it and then retrieve it. If electrical components of the appliance get wet, unplug the appliance immediately. Death or destruction of property may result.

- Do not operate any appliance if it has a damaged cord or plug, if it is malfunctioning or if it is dropped or damaged in any manner.
- Carefully examine the appliance after installation. It should not be plugged in if there is water on parts not intended to be wet
- Never yank cord to pull plug from outlet. Grasp the plug and pull to disconnect.
- Do not use appliance for other than intended use. The use of attachments, power cords, or accessories not sold by the manufacturer may cause an unsafe condition resulting in property damage, injury, or death.
- Position the aquarium stand and tank to one side of a wall-mounted receptacle to prevent water from dripping onto the receptacle or plug. A "drip-loop" should be employed for each cord connecting an aquarium appliance to a receptacle. A "drip-loop" is the part of the cord below the level of the receptacle (or the connector if an extension cord), to prevent water from traveling along the cord and coming in contact with the receptacle.

LIMITED WARRANTY

C2 Development warrants to the original purchaser only that the Product will be free from defects in material and workmanship under normal use for a period of thirty (30) days from the date of purchase of either one (1) year from the date of purchase – if the product is properly registered through the registration process below provided that the product is installed and used properly and consistent with the product manual. No representation or warranty by any C2 Development salesperson, dealer, agent representative, employee, or any other individual or entity acting or purporting to act on behalf of C2 Development, shall be binding upon C2 Development other than as expressly set forth herein. This limited warranty applies only to the original purchaser and is not transferable from the original consumer purchaser. In the event of a limited warranty claim, proof of purchase will be required.

C2 Development's warranty shall not apply: (i) to any damaged Aquillumination Lighting Product that has been subjected to accident, misuse, neglect, alteration, acts of God, improper handling, improper transport, improper storage, improper use or application, improper installation, improper testing or unauthorized repair, operation outside recommended parameters (as described in the applicable product manual, for example, damage from saltwater spray or heat), power fluctuation or failure, subjection to abnormal physical or electrical stress, use of incompatible products, non-approved power supplies/connections, or similar circumstances (ii) to any Aquillumination Lighting Product where product been exposed to water or (iii) to cosmetic problems or defects that result from normal wear and tear under ordinary use, and do not affect the performance or use of the product. C2 Development's warranty applies only to a product that is manufactured by or for C2 Development and identified by the Aquillumination trade name or product identification logo affixed to the product. If you notice a problem with your Aquillumination Lighting Product, do not attempt to repair it yourself. Any attempts at self repair shall void this limited warranty. C2 Development shall not be held liable for damage to any aquarium, aquarium life forms, or other personal objects due to improper use of the device. If the product develops a covered defect within the one-year period, C2 Development will, at its option, either repair or replace the Aquillumination Lighting Product without charge, provided that the Aquillumination Lighting Product is returned during the warranty period.

NOTE: FOR THE ONE (1) YEAR WARRANTY TO BECOME EFFECTIVE, THE PRODUCT TO WHICH THIS LIMITED WARRANTY RELATES MUST BE REGISTERED WITHIN THIRTY (30) DAYS OF PURCHASE. INSTRUCTIONS FOR REGISTRATION ARE INCLUDED BELOW.

OBTAINING WARRANTY SERVICE: If this product proves defective during the Warranty Period, contact C2 Technical Support (at the address listed below) for instructions on how to obtain warranty service.

Street Address: C2 Development, Inc. 127 S. Bell Ave. Ames, Iowa 50010 Phone: 515-233-5105
Online Support System: <http://support.aquillumination.com>

- Do not install or store the appliance where it will be exposed to weather or to temperatures below freezing.
- If an extension cord is necessary, a cord with a proper rating should be used. A cord rated for less amperes or watts than the appliance rating may overheat. Care should be taken to arrange the cord so that it will not be tripped over or pulled.
- DO NOT attempt repairs yourself; return the appliance to the manufacturer for service or discard.
- ONLY the pump component of the product is waterproof.
- Close supervision is necessary when an appliance is used by or near children. Keep out of reach of young children.
- To avoid injury, do not contact moving or hot parts such as heaters, reflectors, lamp bulbs, and the like.
- Always unplug appliance from outlet before putting on or taking off parts, and before cleaning.
- DO NOT stick fingers or anything else into the propeller.

- Connect the equipment into an outlet on a circuit different from that to which the receiver is connected.
- Consult the dealer for help.

Caution: Any changes or modifications to this device not explicitly approved by manufacturer could void your authority to operate this equipment.

This device complies with part 15 of the FCC Rules. Operation is subject to the following two conditions: (1) This device may not cause harmful interference, and (2) this device must accept any interference received, including interference that may cause undesired operation.

This equipment complies with FCC RF radiation exposure limits set forth for an uncontrolled environment. This device and its antenna must not be located or operating in conjunction with any other antenna or transmitter.

The device has been evaluated to meet general RF exposure requirement. The device can be used in portable exposure condition without restriction.

Industry Canada Compliance Statement

This device complies with Industry Canada license-exempt RSS standard(s).

Operation is subject to the following two conditions: (1) This device may not cause interference, and (2) This device must accept any interference, including interference that may cause undesired operation of the device.

The device has been evaluated to meet general RF exposure requirement. The device can be used in portable exposure condition without restriction.

Le présent appareil est conforme aux CNR d'Industrie Canada applicables aux appareils radio exempts de licence. L'exploitation est autorisée aux deux conditions suivantes:

(1) l'appareil ne doit pas produire de brouillage, et

(2) l'utilisateur de l'appareil doit accepter tout brouillage radioélectrique subi, même si le brouillage est susceptible d' compromettre le fonctionnement.

L'appareil a été évalué pour répondre aux exigences générales d'exposition aux RF. L'appareil peut être utilisé dans une condition d'exposition portable sans restriction.

REGULATORY STATEMENTS

FCC Compliance Statement

This equipment has been tested and found to comply with the limits for a Class B digital device, pursuant to part 15 of the FCC Rules. These limits are designed to provide reasonable protection against harmful interference in a residential installation. This equipment generates, uses and can radiate radio frequency energy and, if not installed and used in accordance with the instructions, may cause harmful interference to radio communications. However, there is no guarantee that interference will not occur in a particular installation. If this equipment does cause harmful interference to radio or television reception, which can be determined by turning the equipment off and on, the user is encouraged to try to correct the interference by one or more of the following measures:

- Reorient or relocate the receiving antenna.
- Increase the separation between the equipment and receiver.

Please be prepared with your product model and serial number, as well as a proof of purchase. DATED PROOF OF ORIGINAL PURCHASE IS REQUIRED TO PROCESS WARRANTY CLAIMS. REGISTRATION OF YOUR PRODUCT SATISFIES THE PROOF OF PURCHASE REQUIREMENT. If you are requested to return your product to C2, you will be given a Return Materials Authorization (RMA) number. You are responsible for properly packaging and shipping your product to C2, this includes the cost of shipping and any applicable insurance (both to and from C2's factory). C2 is not responsible for, and this limited warranty does not cover, damage to products incurred in shipping. Please take efforts to package your product properly. You must include the RMA number and, if the product is not registered a copy of your dated proof of original purchase when returning your product. Products received without an RMA number and, if applicable, dated proof of original purchase will be rejected. Do not include any other items with the product that you are returning to C2.

Repairs or replacements not covered under this limited warranty will be subject to charge at C2's then-current rates. C2 DEVELOPMENT DISCLAIMS ALL OTHER WARRANTIES WHETHER ORAL OR WRITTEN, EXPRESS OR IMPLIED, TO THE FULLEST EXTENT ALLOWED BY APPLICABLE LAW. NO IMPLIED WARRANTY OF FITNESS FOR A PARTICULAR PURPOSE OR MERCHANTABILITY SHALL APPLY EXCEPT AS REQUIRED BY APPLICABLE LAW. C2 DEVELOPMENT DOES NOT AUTHORIZE ANY PERSON OR BUSINESS ENTITY, INCLUDING ITS AUTHORIZED DEALERS, TO CREATE FOR IT ANY OBLIGATIONS, LIABILITIES, OR OTHER WARRANTIES IN CONNECTION WITH THIS PRODUCT.

ALL WARRANTIES ARE VOID IF THERE IS DAMAGE TO THE AQUILLUMINATION LIGHTING PRODUCT THAT IS NOT A RESULT OF A DEFECT IN THE MATERIALS OR WORKMANSHIP. THE SOLE AND EXCLUSIVE REMEDY FOR ALL CLAIMS THAT YOU MAY HAVE ARISING OUT OF OR IN CONNECTION WITH YOUR USE OF THIS PRODUCT, WHETHER MADE OR SUFFERED BY YOU OR ANOTHER PERSON AND WHETHER BASED IN CONTRACT OR TORT, SHALL BE REPAIR OR REPLACEMENT OF THE PRODUCT. IN NO EVENT WILL C2 DEVELOPMENT BE LIABLE TO YOU OR ANY OTHER PARTY FOR ANY DIRECT, INDIRECT, GENERAL, SPECIAL, INCIDENTAL, CONSEQUENTIAL, EXEMPLARY OR OTHER DAMAGES ARISING OUT OF THE USE OR INABILITY OF TO USE THE PRODUCT (INCLUDING, WITHOUT LIMITATION, DAMAGES FOR LOSS OF BUSINESS PROFITS, BUSINESS INTERRUPTION, LOSS OF INFORMATION OR ANY OTHER PECUNIARY LOSS, DAMAGE TO YOUR AQUARIUM OR ANY AQUARIUM INHABITANTS), OR FROM ANY BREACH OF WARRANTY, EVEN IF C2 DEVELOPMENT HAS BEEN ADVISED OF THE POSSIBILITY OF SUCH DAMAGES. IN NO CASE SHALL C2 DEVELOPMENT'S LIABILITY EXCEED THE AMOUNT YOU PAID FOR THE PRODUCT. IF YOU DISAGREE WITH THESE TERMS AND CONDITIONS DO NOT USE THE AQUILLUMINATION LIGHTING PRODUCT.

Copyright © C2 Development, Inc. Aquillumination, myAI and the AI logo are registered trademarks of C2 Development, Inc. Nero is a trademark of C2 Development, Inc. All rights reserved. Apple and the Apple logo are trademarks of Apple, Inc., registered in the U.S. and other countries. App Store is a service mark of Apple Inc. Android, Google Play, and the Google Play logo are trademarks of Google Inc.